

# COVID-19: summary for Franklin County

Data through Nov 5, 2020 verified as of Nov 6, 2020 at 09:25 AM

Data in this report are provisional and subject to change.

Cases: people with positive PCR or antigen test result	
<b>Total cases</b>	<b>791</b>
Florida residents	785
Non-Florida residents	6
<b>Type of case</b>	
PCR positive	764
Antigen positive	21
<b>Gender for Florida residents</b>	
Men	533
Women	252
Unknown	0
<b>Age for Florida residents</b>	
Range	0 - 87
Median age	40

Cases in Florida residents by date case confirmed	
<b>Cases</b>	<b>Median age</b>

Race, ethnicity	Cases	Hospitalizations	Deaths
<b>White</b>	510 (65%)	7 (70%)	4 (100%)
Hispanic	54 (7%)	0 (0%)	0 (0%)
Non-Hispanic	420 (54%)	7 (70%)	4 (100%)
Unknown ethnicity	36 (5%)	0 (0%)	0 (0%)
<b>Black</b>	232 (30%)	3 (30%)	0 (0%)
Hispanic	1 (0%)	0 (0%)	0 (0%)
Non-Hispanic	211 (27%)	3 (30%)	0 (0%)
Unknown ethnicity	20 (3%)	0 (0%)	0 (0%)
<b>Other</b>	22 (3%)	0 (0%)	0 (0%)
Hispanic	12 (2%)	0 (0%)	0 (0%)
Non-Hispanic	9 (1%)	0 (0%)	0 (0%)
Unknown ethnicity	1 (0%)	0 (0%)	0 (0%)
<b>Unknown race</b>	21 (3%)	0 (0%)	0 (0%)
Hispanic	0 (0%)	0 (0%)	0 (0%)
Non-Hispanic	1 (0%)	0 (0%)	0 (0%)
Unknown ethnicity	20 (3%)	0 (0%)	0 (0%)
<b>Total</b>	<b>785</b>	<b>10</b>	<b>4</b>

Outcomes for Florida residents	
<b>Franklin</b>	
Hospitalizations	10 (1% of all cases)
Deaths	4 (1% of all cases)
<b>Statewide</b>	
Hospitalizations	50,265 (6% of all cases)
Deaths	17,014 (2% of all cases)

Cases in facility staff/residents	
<b>Franklin</b>	
Long-term care	6 (1% of all cases)
Correctional	352 (45% of all cases)
<b>Statewide</b>	
Long-term care	51,970 (6% of all cases)
Correctional	24,681 (3% of all cases)

Age group	All cases	New cases (11/05)	Hospitalizations	Deaths
0-4 years	10 (1%)	0 (N/A)	1 (10%)	0 (0%)
5-14 years	42 (5%)	0 (N/A)	0 (0%)	0 (0%)
15-24 years	87 (11%)	0 (N/A)	0 (0%)	0 (0%)
25-34 years	172 (22%)	0 (N/A)	0 (0%)	0 (0%)
35-44 years	142 (18%)	0 (N/A)	0 (0%)	0 (0%)
45-54 years	122 (16%)	0 (N/A)	0 (0%)	0 (0%)
55-64 years	125 (16%)	0 (N/A)	2 (20%)	1 (25%)
65-74 years	50 (6%)	0 (N/A)	2 (20%)	1 (25%)
75-84 years	31 (4%)	0 (N/A)	3 (30%)	2 (50%)
85+ years	4 (1%)	0 (N/A)	2 (20%)	0 (0%)
Unknown	0 (0%)	0 (N/A)	0 (0%)	0 (0%)
<b>Total</b>	<b>785</b>	<b>0</b>	<b>10</b>	<b>4</b>

**Hospitalization** counts include anyone who was hospitalized at some point during their illness. It does not reflect the number of people currently hospitalized.  
**Other race** includes any person with a race of American Indian/Alaskan native, Asian, native Hawaiian/Pacific Islander, or other.

# COVID-19: summary for Franklin County

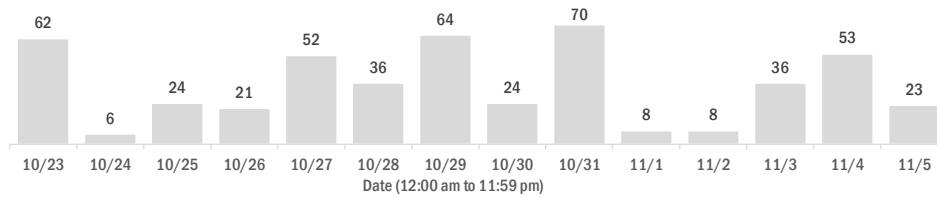
Data through Nov 5, 2020 verified as of Nov 6, 2020 at 09:25 AM

Data in this report are provisional and subject to change.

## Laboratory testing for Florida residents over the past 2 weeks

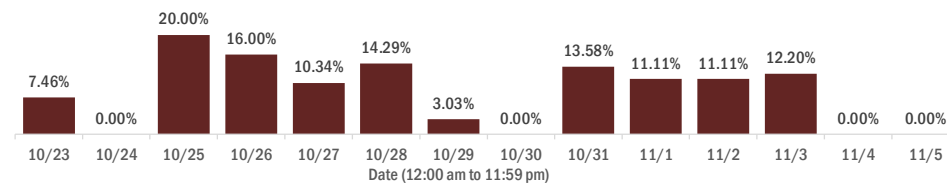
### Number of Florida residents who tested negative per day

These counts include the number of people for whom the Department received negative PCR or antigen laboratory results by day. People who tested negative on multiple days will be included once for each day they are tested. Negative results for persons who have previously tested positive are excluded.



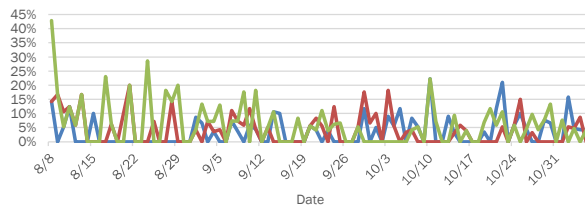
### Percent positivity for new cases in Florida residents

These counts include the number of Florida residents for whom the department received PCR or antigen laboratory results by day. This percent is the number of people who test positive for the first time divided by all the people tested that day, excluding people who have previously tested positive.

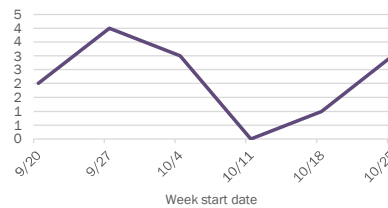


## Emergency department (ED) and freestanding ED (FSED) chief complaint and admission data for Franklin County

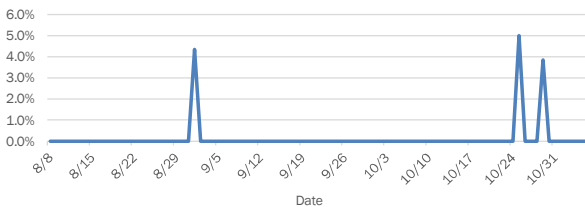
Daily percent of ED visits mentioning cough, fever, or shortness of breath



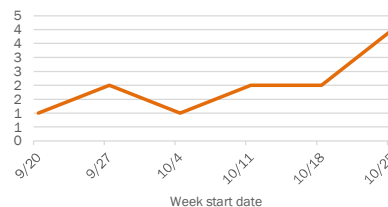
Weekly count of ED and FSED visits for influenza-like illness



Daily percent of ED visits resulting in cough-associated admissions



Weekly count of ED and FSED visits for COVID-like illness



The Electronic Surveillance System for the Early Notification of Community-Based Epidemics (ESSENCE-FL) includes chief complaint data from 211 of 211 Florida EDs and 87 of 89 Florida FSEDs. Data are transmitted electronically to ESSENCE-FL daily or hourly.