

COVID-19: summary for Franklin County

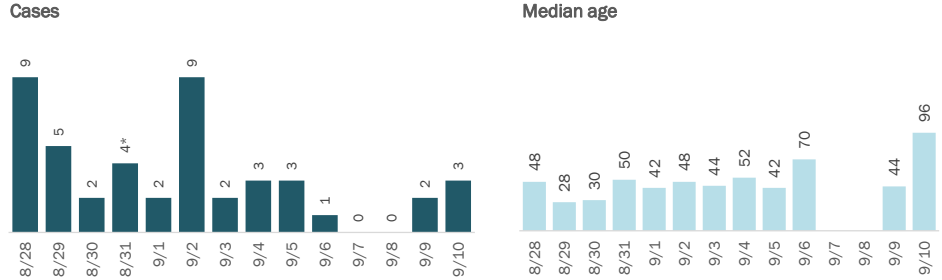
Data through Sep 10, 2020 verified as of Sep 11, 2020 at 09:25 AM

Data in this report are provisional and subject to change.

Cases: people with positive PCR or antigen test result

Total cases	574
Florida residents	570
Non-Florida residents	4
Type of case	
PCR positive	567
Antigen positive	3
Gender for Florida residents	
Men	434
Women	134
Unknown	2
Age for Florida residents	
Range	0 - 96
Median age	39

Cases in Florida residents by date case confirmed



* Includes a one-time historical data submission of cases from a large laboratory (some counties were not significantly affected). The number of new cases on 8/31 excluding the historical data submission was 4.

Race, ethnicity	Cases	Hospitalizations	Deaths
White	329 (58%)	4 (57%)	3 (100%)
Hispanic	40 (7%)	0 (0%)	0 (0%)
Non-Hispanic	254 (45%)	4 (57%)	3 (100%)
Unknown ethnicity	35 (6%)	0 (0%)	0 (0%)
Black	224 (39%)	3 (43%)	0 (0%)
Hispanic	1 (0%)	0 (0%)	0 (0%)
Non-Hispanic	203 (36%)	3 (43%)	0 (0%)
Unknown ethnicity	20 (4%)	0 (0%)	0 (0%)
Other	10 (2%)	0 (0%)	0 (0%)
Hispanic	4 (1%)	0 (0%)	0 (0%)
Non-Hispanic	6 (1%)	0 (0%)	0 (0%)
Unknown ethnicity	0 (0%)	0 (0%)	0 (0%)
Unknown race	7 (1%)	0 (0%)	0 (0%)
Hispanic	0 (0%)	0 (0%)	0 (0%)
Non-Hispanic	1 (0%)	0 (0%)	0 (0%)
Unknown ethnicity	6 (1%)	0 (0%)	0 (0%)
Total	570	7	3

Outcomes for Florida residents

Category	Count	% of all cases
Franklin		
Hospitalizations	7	(1% of all cases)
Deaths	3	(1% of all cases)
New deaths	0	

Statewide

Hospitalizations	41,021	(6% of all cases)
Deaths	12,502	(2% of all cases)
New deaths	176	

New deaths are those identified since last report.

Cases in facility staff/residents

Category	Count	% of all cases
Franklin		
Long-term care	4	(1% of all cases)
Correctional	346	(61% of all cases)

Statewide

Long-term care	43,159	(7% of all cases)
Correctional	21,442	(3% of all cases)

Age group	All cases	New cases (9/10)	Hospitalizations	Deaths
0-4 years	5 (1%)	0 (0%)	0 (0%)	0 (0%)
5-14 years	22 (4%)	0 (0%)	0 (0%)	0 (0%)
15-24 years	50 (9%)	0 (0%)	0 (0%)	0 (0%)
25-34 years	146 (26%)	0 (0%)	0 (0%)	0 (0%)
35-44 years	113 (20%)	0 (0%)	0 (0%)	0 (0%)
45-54 years	88 (15%)	0 (0%)	0 (0%)	0 (0%)
55-64 years	91 (16%)	0 (0%)	1 (14%)	0 (0%)
65-74 years	34 (6%)	0 (0%)	2 (29%)	1 (33%)
75-84 years	16 (3%)	0 (0%)	3 (43%)	2 (67%)
85+ years	3 (1%)	1 (33%)	1 (14%)	0 (0%)
Unknown	2 (0%)	2 (67%)	0 (0%)	0 (0%)
Total	570	3	7	3

Hospitalization counts include anyone who was hospitalized at some point during their illness. It does not reflect the number of people currently hospitalized.

Other race includes any person with a race of American Indian/Alaskan native, Asian, native Hawaiian/Pacific Islander, or other.

COVID-19: summary for Franklin County

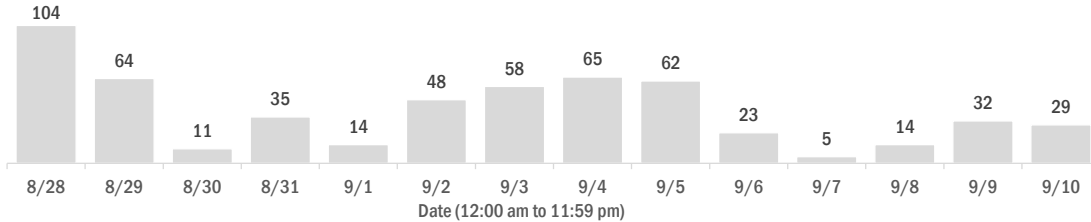
Data through Sep 10, 2020 verified as of Sep 11, 2020 at 09:25 AM

Data in this report are provisional and subject to change.

Laboratory testing for Florida residents over the past 2 weeks

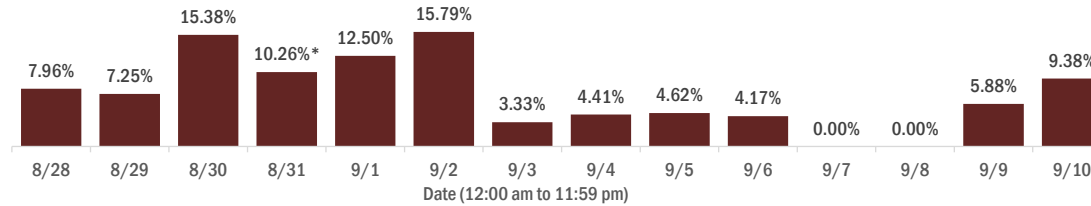
Number of Florida residents who tested negative per day

These counts include the number of people for whom the Department received negative PCR or antigen laboratory results by day. People who tested negative on multiple days will be included once for each day they are tested. Negative results for persons who has previously tested positive are excluded.



Percent positivity for new cases in Florida residents

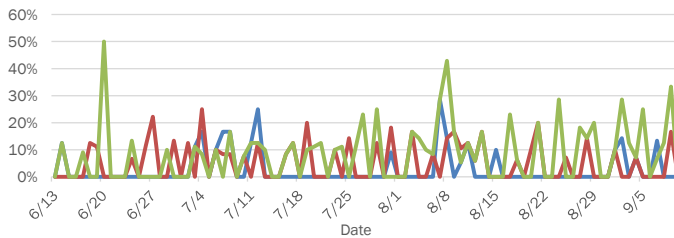
These counts include the number of Florida residents for whom the department received PCR or antigen laboratory results by day. This percent is the number of people who test positive for the first time divided by all the people tested that day, excluding people who have previously tested positive.



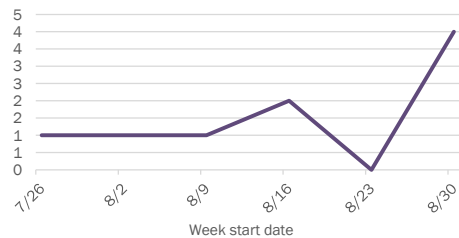
* Includes a one-time historical data submission from a large laboratory that affected some counties. The percent positivity on 8/31 excluding the historical data submission was 11.76%.

Emergency department (ED) and freestanding ED (FSED) chief complaint and admission data for Franklin County

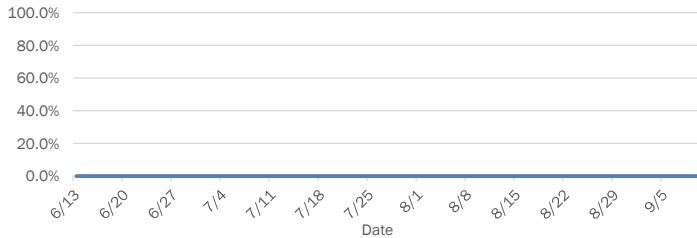
Daily percent of ED visits mentioning cough, fever, or shortness of breath



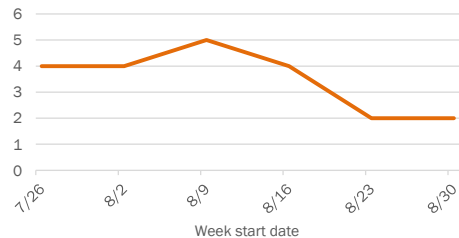
Weekly count of ED and FSED visits for influenza-like illness



Daily percent of ED visits resulting in cough-associated admissions



Weekly count of ED and FSED visits for COVID-like illness



The Electronic Surveillance System for the Early Notification of Community-Based Epidemics (ESSENCE-FL) includes chief complaint data from 211 of 212 Florida EDs and 77 of 80 Florida FSEDS. Data are transmitted electronically to ESSENCE-FL daily or hourly.